

**BARBECUES : 4 SERIES
WOODY L / LX**



4 SERIES WOODY L



4 SERIES WOODY LX

**BARBECUES : 4 SERIES
WOODY L / LX**

Jet / Injeteur
5010002164 (28Mb)
5010002448 (50Mb)



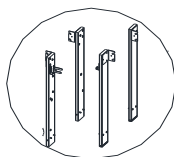
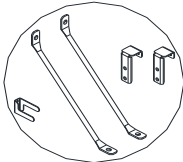
5010002184 (Mod.4 Exp.)
5010002442 (Mod.4 De)
5010002444 (Mod.4 Fr)

Screw Bag /
Sachet de vis
5010001641

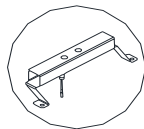


5010002171

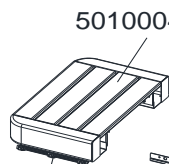
5010001640



5010001593
5010000873



5010002208
5010002210
5010002351



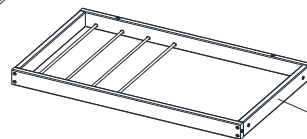
5010004124



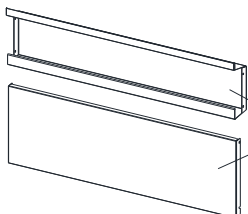
5010002170

5010002169

5010002167



5010001672



5010001673

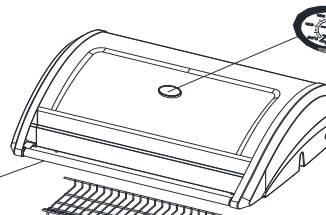
5010002162

5010002211



5010002209

5010002211



5010002634

5010001667

5010001678

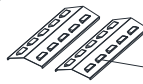
5010002185
5010002188



5010001656
5010003314



5010001637



5010001668

5010001677

5010003316

DOUBLE SIDED
RECTO VERSO

5010002186

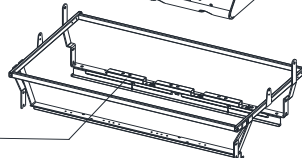
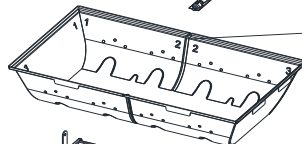
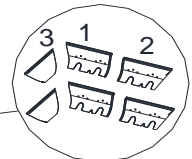


5010001598

5010002165

5010002446

5010001670



5010002354

5010001669

5010001671

5010001679

5010002192

5010002169

5010002168

5010002462

5010003291

74881

Textured painting
Peinture grainée

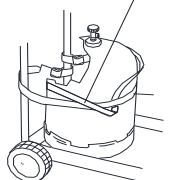
5010004135

5010004139

Smooth painting
Peinture lisse

5010002370

31906



BARBECUES : 4 SERIES WOODY L / LX

SPARE PARTS REF.	POINTS	EN DESCRIPTIONS	FR DESCRIPTIONS	4 SERIES WOODY L	4 SERIES WOODY LX
31906	30	CYLINDER STRAP	SANGLE BOUTEILLE	X	X
74881	30	PLASTIC FOOT	PIED PLASTIQUE	X	X
5010000873	50	WHEEL	ROUE	X	X
5010001593	30	WHEEL AXLE	AXE DE ROUE	X	X
5010001598	50	HEAT DIFFUSER (x1)	DIFFUSEUR DE CHALEUR (x1)	X	X
5010001637	140	STEEL COOKING GRID - SHINY	GRILLE DE CUISSON ACIER - BRILLANTE	X	
5010001640	50	ACCESSORY BAG	SACHET ACCESSOIRES	X	X
5010001641	70	SCREW BAG	SACHET DE VIS	X	X
5010001656	270	CAST IRON GRID (FRAME + CIRCLE) - SHINY	GRILLE DE CUISSON FONTE (CADRE + CERCLE) - BRILLANTE		X
5010001667	570	LID (WITH THERMOMETER)	COUVERCLE (AVEC THERMOMETRE)	X	
5010001668	120	WARMING GRID	GRILLE DE MIJOTAGE	X	X
5010001669	20	GREASE DRAWER TENT	TENTE TIROIR RAMASSE GRAISSE	X	X
5010001670	180	BASE (PART 1-2-3)	CUVE (PARTIE 1-2-3)	X	X
5010001671	50	GREASE PLATE	PLATEAU RAMASSE GRAISSE	X	X
5010001672	250	CHASSIS	CHASSIS	X	X
5010001673	170	FRONT SHEET (TOP + BOTTOM) - LIGHT GREY	JUPE TOLE (HAUT + BAS) - GRIS CLAIR	X	X
5010001677	320	CAST IRON GRIDDLE - SHINY	PLAQUE DE CUISSON FONTE - BRILLANTE		X
5010001678	650	LIGHT GREY LID - WITH THERMOMETER	COUVERCLE GRIS CLAIR - AVEC THERMOMETRE		X
5010001679	60	HEAT SHIELD	PARE CHALEUR		X
5010002162	70	KNOB (x2)	VOLANTS (x2)	X	X
5010002164	30	JET (28 MBAR)	INJECTEUR (28 MBAR)	X	X
5010002165	120	STAINLESS STEEL BURNER 28Mb	BRULEUR INOX 28Mb	X	X
5010002167	350	KIT LEGS (x4)	KIT PIEDS (x4)	X	X
5010002168	60	WELDED FRAME SUPPORT	RENFORT LATERAL SUPPORT CUVE	X	X
5010002169	60	RIGHT FLANK	FLANC DROIT	X	X
5010002170	60	LEFT FLANK	FLANC GAUCHE	X	X
5010002171	60	THERMOMETER + ACCESSORIES	THERMOMETRE + ACCESSOIRES	X	X
5010002184	200	GAS PIPE 28Mb - EXPORT	TUBULURE 28Mb - EXPORT	X	X
5010002185	50	HANDLE + INSULATING + ENDS	POIGNEE + ISOLANT + EMBOUTS	X	
5010002186	250	THICK STEEL ENAMELLED GRIDDLE - SHINY	PLAQUE DE CUISSON ACIER EMAIL EPAISSE - BRILLANTE	X	
5010002188	60	HANDLE + INSULATING + ENDS	POIGNEE + ISOLANT + EMBOUTS		X
5010002192	40	USTENSIL HOOK	PORTE USTENSILES	X	X
5010002208	60	ELECTRODE + HOUSING (FOR STEEL BURNER) - SHORT WIRE (ROUND CONNECTOR)	ELECTRODE + SUPPORT (POUR BRULEUR ACIER) - FIL COURT (CONNECTEUR ROND)	X	
5010002209	70	PIEZO DOUBLE	PIEZO DOUBLE	X	
5010002210	60	ELECTRODE + HOUSING (FOR STEEL BURNER) - LONG WIRE (FLAT CONNECTOR)	ELECTRODE + SUPPORT (POUR BRULEUR ACIER) - FIL LONG (CONNECTEUR PLAT)	X	X
5010002211	40	PUSH BUTTON ELECTRONIC IGNITOR	BOUTTON POUSSOIR TRAIN D'ETINCELLES		X
5010002351	50	ELECTRODE + HOUSING (FOR STEEL BURNER) - SHORT WIRE (FLAT CONNECTOR)	ELECTRODE + SUPPORT (POUR BRULEUR ACIER) - FIL COURT (CONNECTEUR PLAT)		X
5010002354	260	BASE FRAME + WINDSHIELD	CADRE SUPPORT DE CUVE + PAREVENT	X	X
5010002370	140	TOP + BOTTOM CONTROL PANELS - SMOOTH GREY	CONSOLES HAUT + BAS - LISSE GRIS	X	

BARBECUES : 4 SERIES WOODY L / LX

SPARE PARTS REF.	POINTS	EN DESCRIPTIONS	FR DESCRIPTIONS	4 SERIES WOODY L	4 SERIES WOODY LX
5010002442	300	GAS PIPE 50Mb - 1/4" (De)	TUBULURE 50Mb - 1/4" (De)	X	X
5010002444	270	GAS PIPE 28Mb - 1/2" (Fr)	TUBULURE 28Mb - 1/2" (Fr)		X
5010002446	110	STAINLESS STEEL BURNER 50Mb	BRULEUR INOX 50Mb	X	X
5010002448	20	JET	INJECTEUR		X
5010002462	140	ELECTRONIC IGNITION SET (2/4 OUTLETS)	KIT ALLUMAGE ELECTRONIQUE (2/4 SORTIES)		X
5010002634	50	THERMOMETER	THERMOMETRE	X	X
5010003291	160	ELECTRONIC IGNITION SET (2 OUTLETS)	KIT ALLUMAGE ELECTRONIQUE (2 SORTIES)		X
5010003314	220	CAST IRON GRID (FRAME + CIRCLE) - MATTE	GRILLE DE CUISSON FONTE (CADRE + CERCLE) - MATE		X
5010003316	260	ENAMELLED CAST IRON GRIDDLE - MATTE	PLAQUE DE CUISSON FONTE EMAILLEE - MATE		X
5010004124	220	LEFT OR RIGHT WOODY SIDE TABLE - TEXTURED DARK GREY	ETAGERE BOIS GAUCHE OU DROITE - GRAINE GRIS FONCE	X	X
5010004135	130	TOP + BOTTOM CONTROL PANELS - TEXTURED DARK GREY	CONSOLES HAUT + BAS - GRAINE GRIS FONCE	X	
5010004139	180	TOP + BOTTOM CONTROL PANELS - TEXTURED DARK GREY	CONSOLES HAUT + BAS - GRAINE GRIS FONCE		X